

34 100m Breaststroke Women Heat

Official

13NZR	13 Years New Zealand Short Course Record	1:11.52	2009-09-29	Natasha Lloyd NCSCB
14NZR	14 Years New Zealand Short Course Record	1:09.97	2010-07-09	Natasha Lloyd NCSCB
NZR	Open New Zealand Short Course	1:06.60	2020-10-06	Brearna Crawford



Show more

☰ Entries
 ☰ Heats
 ☰ Summary



Total

Rank	Competitor	Age	Club	RT	PTS	Result
1	Crawford Brearna	21	Waitakere ...	0.66		1:07.07 Entry: 1:07.95 (-0.88) Q
	25m: 14.48	50m: 31.53 (17.05)	75m: 49.05 (17.52)			100m: 1:07.07 (18.02)
2	Edwards (V) Georgia	15	Australia	0.72		1:07.69 Entry: 1:10.22 (-2.53) Q
	25m: 14.65	50m: 31.92 (17.27)	75m: 49.51 (17.59)			100m: 1:07.69 (18.18)
3	Pratt-Smith Zyleika	20	Coast Swi...	0.72		1:08.08 Entry: 1:07.61 (+0.47) Q
	25m: 14.57	50m: 31.88 (17.31)	75m: 49.57 (17.69)			100m: 1:08.08 (18.51)
4	Cowen Melissa	19	North Shor...	0.70		1:08.74 Entry: 1:07.06 (+1.68) Q
	25m: 14.92	50m: 32.54 (17.62)	75m: 50.50 (17.96)			100m: 1:08.74 (18.24)
5	Lyles Jasmine	17	Phoenix Aq...	0.68		1:10.38 Entry: 1:09.55 (+0.83) Q
	25m: 15.28	50m: 33.26 (17.98)	75m: 51.47 (18.21)			100m: 1:10.38 (18.91)
6	McIntosh Alex	15	United Swi...	0.64		1:10.94 Entry: 1:10.81 (+0.13) Q
	25m: 15.24	50m: 33.28 (18.04)	75m: 51.71 (18.43)			100m: 1:10.94 (19.23)
7	Pressler (V) Kalyce	20	Australia	0.68		1:10.98 Entry: 1:08.53 (+2.45) Q
	25m: 15.66	50m: 33.73 (18.07)	75m: 52.11 (18.38)			100m: 1:10.98 (18.87)
8	Wilson Sarah	21	Vikings Swi...	0.70		1:11.24 Entry: 1:10.36 (+0.88) Q
	25m: 15.35	50m: 33.49 (18.14)	75m: 52.12 (18.63)			100m: 1:11.24 (19.12)
9	Jeromson Grace	16	North Shor...	0.70		1:11.94 Entry: 1:12.08 (-0.14) Q



25m: 15.80 50m: 34.30 (18.50) 75m: 52.97 (18.67)
100m: 1:11.94 (18.97)

10  **Quayle Bridie** **16**  **Wharenui S...** 0.80 **1:12.25** **Q**
Entry: 1:11.28 (+0.97)



25m: 15.63 50m: 34.29 (18.66) 75m: 53.27 (18.98)
100m: 1:12.25 (18.98)

11  **Maritz Ania** **16**  **North Shore...** 0.66 **1:12.29** **Q**
Entry: 1:13.64 (-1.35)



25m: 15.29 50m: 33.66 (18.37) 75m: 52.44 (18.78)
100m: 1:12.29 (19.85)

12  **Hurley Kate** **16**  **Pirates Swi...** 0.73 **1:12.95** **Q**
Entry: 1:13.28 (-0.33)



25m: 15.80 50m: 34.59 (18.79) 75m: 53.64 (19.05)
100m: 1:12.95 (19.31)

13  **Franklin Paige** **16**  **Central Ha...** 0.71 **1:13.08** **Q**
Entry: 1:13.63 (-0.55)



25m: 15.64 50m: 34.21 (18.57) 75m: 53.36 (19.15)
100m: 1:13.08 (19.72)

14  **Campion Alex** **18**  **United Swi...** 0.67 **1:13.11** **Q**
Entry: 1:12.88 (+0.23)

25m: 15.53 50m: 33.96 (18.43) 75m: 53.02 (19.06)
100m: 1:13.11 (20.09)

15  **Molnar Sophia** **17**  **Wharenui S...** 0.78 **1:13.40** **Q**
Entry: 1:14.46 (-1.06)



25m: 15.63 50m: 34.01 (18.38) 75m: 53.10 (19.09)
100m: 1:13.40 (20.30)

16  **Rope Emily** **14**  **United Swi...** 0.65 **1:13.44** **Q**
Entry: 1:12.24 (+1.20)



25m: 16.01 50m: 34.62 (18.61) 75m: 53.73 (19.11)
100m: 1:13.44 (19.71)

17  **Ketel Mya** **17**  **Nelson Sou...** 0.75 **1:13.59** **Q**
Entry: 1:13.69 (-0.10)

25m: 15.73 50m: 34.19 (18.46) 75m: 53.59 (19.40)
100m: 1:13.59 (20.00)

18  **Lovatt Kiri** **15**  **Club 37** 0.76 **1:13.96** **Q**
Entry: 1:16.56 (-2.60)

25m: 16.24 50m: 35.32 (19.08) 75m: 54.32 (19.00)
100m: 1:13.96 (19.64)

19  **Davidson Abby** **18**  **United Swi...** 0.80 **1:14.00** **Q**
Entry: 1:13.56 (+0.44)



























25m: 15.84 50m: 34.85 (19.01) 75m: 54.16 (19.31)
100m: 1:14.00 (19.84)

20  **Sampson Hannah** **14**  **SwimZone ...** 0.75 **1:14.02** **Q**
Entry: 1:13.70 (+0.32)

25m: 16.11 50m: 35.05 (18.94) 75m: 54.31 (19.26)
100m: 1:14.02 (19.71)

21  **Sorenson Holly** **14**  **Porirua City...** 0.76 **1:14.23** **Q**
Entry: 1:16.73 (-2.50)

25m: 16.06 50m: 34.85 (18.79) 75m: 54.43 (19.58)
100m: 1:14.23 (19.80)

22	 Huang Channelle	13	 North Shore...	0.74	1:14.50 Entry: 1:15.33 (-0.83)	Q
	25m: 15.66 100m: 1:14.50 (20.33)	50m: 34.62 (18.96)	75m: 54.17 (19.55)			
23	 McLaughlan Meg	20	 Kiwi ASC	0.74	1:14.57 Entry: 1:14.29 (+0.28)	Q
	25m: 15.52 100m: 1:14.57 (20.61)	50m: 34.05 (18.53)	75m: 53.96 (19.91)			
24	 Penman Maisie	16	 Parnell Swi...	0.73	1:14.67 Entry: 1:14.47 (+0.20)	Q
	25m: 15.77 100m: 1:14.67 (20.41)	50m: 34.65 (18.88)	75m: 54.26 (19.61)			
25	 Chan See Mulan	17	 United Swi...	0.74	1:14.83 Entry: 1:14.37 (+0.46)	Q
	25m: 15.92 100m: 1:14.83 (19.96)	50m: 35.13 (19.21)	75m: 54.87 (19.74)			
26	 Bearman (V) Maya	15	 Australia	0.72	1:14.91 Entry: 1:13.39 (+1.52)	Q
	25m: 16.15 100m: 1:14.91 (20.30)	50m: 35.07 (18.92)	75m: 54.61 (19.54)			
27	 McGrath Lily	14	 Neptune S...	0.70	1:15.11 Entry: 1:15.46 (-0.35)	Q
	25m: 16.47 100m: 1:15.11 (20.13)	50m: 35.45 (18.98)	75m: 54.98 (19.53)			
28	 Ecclestone Louise	17	 United Swi...	0.68	1:15.27 Entry: 1:15.57 (-0.30)	Q
	25m: 15.83 100m: 1:15.27 (21.02)	50m: 34.72 (18.89)	75m: 54.25 (19.53)			
29	 Lovell Nicola	15	 Blenheim S...	0.78	1:15.38 Entry: 1:15.83 (-0.45)	Q
	25m: 16.93 100m: 1:15.38 (19.93)	50m: 36.08 (19.15)	75m: 55.45 (19.37)			
30	 King Hannah	18	 Vikings Swi...	0.74	1:15.88 Entry: 1:13.91 (+1.97)	Q
	25m: 16.31 100m: 1:15.88 (20.56)	50m: 35.60 (19.29)	75m: 55.32 (19.72)			
31	 Thompson Emily	15	 Ice Breaker...	0.69	1:15.90 Entry: 1:15.46 (+0.44)	R1
	25m: 16.34 100m: 1:15.90 (20.16)	50m: 35.75 (19.41)	75m: 55.74 (19.99)			
32	 Winter Sophie	17	 Alexandra ...	0.70	1:15.95 Entry: 1:17.00 (-1.05)	R2
	25m: 16.13 100m: 1:15.95 (20.52)	50m: 35.68 (19.55)	75m: 55.43 (19.75)			
33	 Li Cynthia	15	 Phoenix Aq...	0.64	1:16.09 Entry: 1:17.21 (-1.12)	
	25m: 16.13 100m: 1:16.09 (20.76)	50m: 35.38 (19.25)	75m: 55.33 (19.95)			
34	 Harris Sofia	15	 Vikings Swi...	0.75	1:16.17 Entry: 1:15.84 (+0.33)	

25m: 16.44 50m: 35.36 (18.92) 75m: 55.19 (19.83)
100m: 1:16.17 (20.98)

35  Vivian Olivia 13  Wharenui S... 0.74 **1:16.53**
Entry: 1:16.90 (-0.37)

25m: 16.38 50m: 35.74 (19.36) 75m: 55.55 (19.81)
100m: 1:16.53 (20.98)

36  Baars Ashlee 16  Vikings Swi... 0.72 **1:17.06**
Entry: 1:17.56 (-0.50)

25m: 16.66 50m: 36.07 (19.41) 75m: 56.10 (20.03)
100m: 1:17.06 (20.96)

37  Blackmore Isabelle 15  St Paul's S... 0.63 **1:17.07**
Entry: 1:21.24 (-4.17)

25m: 17.21 50m: 36.74 (19.53) 75m: 56.61 (19.87)
100m: 1:17.07 (20.46)

38  Hearn Ciara 15  Tawa Swim... 0.72 **1:17.10**
Entry: 1:17.14 (-0.04)

25m: 16.24 50m: 35.84 (19.60) 75m: 56.13 (20.29)
100m: 1:17.10 (20.97)

38  McBride Olivia 15  Kiwi ASC 0.65 **1:17.10**
Entry: 1:18.65 (-1.55)

25m: 16.17 50m: 36.32 (20.15) 75m: 56.78 (20.46)
100m: 1:17.10 (20.32)

40  Neems Ava 17  Howick Pak... 0.75 **1:17.31**
Entry: 1:17.07 (+0.24)

25m: 16.35 50m: 35.87 (19.52) 75m: 56.33 (20.46)
100m: 1:17.31 (20.98)

41  Cochran Jessica 17  Pukekohe ... 0.76 **1:17.63**
Entry: 1:14.83 (+2.80)

25m: 16.33 50m: 36.06 (19.73) 75m: 56.33 (20.27)
100m: 1:17.63 (21.30)

42  Alaifea lite 13  Porirua City... 0.76 **1:17.73**
Entry: 1:17.53 (+0.20)

25m: 16.82 50m: 36.28 (19.46) 75m: 56.76 (20.48)
100m: 1:17.73 (20.97)

43  Wang Hope 13  Phoenix Aq... 0.79 **1:17.97**
Entry: 1:18.37 (-0.40)

25m: 16.52 50m: 36.46 (19.94) 75m: 57.05 (20.59)
100m: 1:17.97 (20.92)

44  Ryder Tayla 15  Jasi Swim ... 0.78 **1:18.42**
Entry: 1:19.83 (-1.41)



25m: 16.91 50m: 37.19 (20.28) 75m: 57.63 (20.44)
100m: 1:18.42 (20.79)

45  Gibson Colbie 15  North Cant... 0.74 **1:18.51**
Entry: 1:17.58 (+0.93)

25m: 16.65 50m: 36.48 (19.83) 75m: 56.90 (20.42)
100m: 1:18.51 (21.61)

46  Wishnowsky Katie 17  Heretaunga... 0.69 **1:18.61**
Entry: 1:17.57 (+1.04)

25m: 16.65 50m: 36.47 (19.82) 75m: 57.00 (20.53)
100m: 1:18.61 (21.61)

47	 Curnow Summer	15	 Northwave ...	0.72	1:18.81 Entry: 1:19.38 (-0.57)
	25m: 16.61 50m: 36.72 (20.11) 75m: 57.59 (20.87) 100m: 1:18.81 (21.22)				
48	 Gwiazdzinski Meila	15	 Stratford Fl...	0.76	1:18.82 Entry: 1:18.94 (-0.12)
	25m: 16.85 50m: 36.99 (20.14) 75m: 57.44 (20.45) 100m: 1:18.82 (21.38)				
49	 Peters Sophie	13	 Hamilton Aq...	0.75	1:18.83 Entry: 1:20.20 (-1.37)
	25m: 17.14 50m: 37.38 (20.24) 75m: 57.77 (20.39) 100m: 1:18.83 (21.06)				
50	 Reader Jasmin	14	 North Shore...	0.65	1:19.30 Entry: 1:18.69 (+0.61)
	25m: 17.00 50m: 37.11 (20.11) 75m: 57.87 (20.76) 100m: 1:19.30 (21.43)				
51	 Parmenter Isabella	19	 Jasi Swim ...	0.74	1:19.38 Entry: 1:15.74 (+3.64)
	25m: 17.09 50m: 37.35 (20.26) 75m: 57.89 (20.54) 100m: 1:19.38 (21.49)				
52	 Lu Eve	13	 Parnell Swi...	0.84	1:19.46 Entry: 1:18.19 (+1.27)
	25m: 17.26 50m: 37.21 (19.95) 75m: 58.04 (20.83) 100m: 1:19.46 (21.42)				
53	 Morrison Sienna	14	 Kowhai Swi...	0.64	1:19.74 Entry: 1:18.54 (+1.20)
	25m: 17.06 50m: 36.79 (19.73) 75m: 57.65 (20.86) 100m: 1:19.74 (22.09)				
54	 Whitehead Amber	13	 Aquabladz ...	0.85	1:19.75 Entry: 1:19.98 (-0.23)
	25m: 17.66 50m: 37.83 (20.17) 75m: 58.56 (20.73) 100m: 1:19.75 (21.19)				
55	 Jury Mackenzie	13	 Liz van Wel...	0.70	1:19.82 Entry: 1:19.60 (+0.22)
	25m: 17.28 50m: 37.55 (20.27) 75m: 58.78 (21.23) 100m: 1:19.82 (21.04)				
56	 Uys Heidi	18	 Swim Timaru	0.75	1:19.94 Entry: 1:17.37 (+2.57)
	25m: 17.01 50m: 37.43 (20.42) 75m: 58.40 (20.97) 100m: 1:19.94 (21.54)				
57	 Makarova-Paton Eva	14	 North Shore...	0.74	1:20.02 Entry: 1:18.73 (+1.29)
	25m: 17.47 50m: 37.95 (20.48) 75m: 58.66 (20.71) 100m: 1:20.02 (21.36)				
58	 Kim Lani	13	 North Shore...	0.72	1:20.04 Entry: 1:18.95 (+1.09)
	25m: 17.12 50m: 37.47 (20.35) 75m: 58.57 (21.10) 100m: 1:20.04 (21.47)				
59	 Whittam Ellinor	17	 Northwave ...	0.84	1:20.06 Entry: 1:19.80 (+0.26)

25m: 17.59 50m: 37.99 (20.40) 75m: 58.95 (20.96)
100m: 1:20.06 (21.11)

60  Pratt-Smith Zaniqua 16  Mt Maunga... 0.75 **1:20.13**
Entry: 1:18.16 (+1.97)

25m: 16.67 50m: 36.70 (20.03) 75m: 58.08 (21.38)
100m: 1:20.13 (22.05)

61  Ramsay Ella 17  Matamata ... 0.69 **1:20.45**
Entry: 1:19.99 (+0.46)

25m: 17.13 50m: 37.14 (20.01) 75m: 58.33 (21.19)
100m: 1:20.45 (22.12)

62  Wills Grace 14  TBSS Cent... 0.82 **1:20.67**
Entry: 1:14.02 (+6.65)

25m: 17.31 50m: 37.82 (20.51) 75m: 58.85 (21.03)
100m: 1:20.67 (21.82)

63  Carter Scout 16  Ice Breaker... 0.75 **1:20.77**
Entry: 1:18.73 (+2.04)

25m: 17.49 50m: 38.06 (20.57) 75m: 59.31 (21.25)
100m: 1:20.77 (21.46)

64  Sharp Abigail 17  Parnell Swi... 0.69 **1:20.80**
Entry: 1:19.86 (+0.94)

25m: 17.09 50m: 37.73 (20.64) 75m: 58.83 (21.10)
100m: 1:20.80 (21.97)

65  Salmons Alyssa 14  Liz van Wel... 0.77 **1:20.93**
Entry: 1:20.05 (+0.88)

25m: 17.23 50m: 37.76 (20.53) 75m: 59.12 (21.36)
100m: 1:20.93 (21.81)

66  Kyle Victoria 16  Swim Timaru 0.79 **1:21.32**
Entry: 1:20.64 (+0.68)

25m: 16.93 50m: 37.21 (20.28) 75m: 58.95 (21.74)
100m: 1:21.32 (22.37)

67  Du Emma 14  Coast Swi... 0.70 **1:21.90**
Entry: 1:21.42 (+0.48)

25m: 18.05 50m: 38.93 (20.88) 75m: 1:00.13 (21.20)
100m: 1:21.90 (21.77)

68  Dunne Lily 13  Wharenui S... 0.72 **1:22.05**
Entry: 1:22.65 (-0.60)

25m: 16.93 50m: 37.64 (20.71) 75m: 59.21 (21.57)
100m: 1:22.05 (22.84)

69  Evans Lucy 16  Pirates Swi... 0.87 **1:22.10**
Entry: 1:19.78 (+2.32)

















25m: 17.52 50m: 38.54 (21.02) 75m: 59.90 (21.36)
100m: 1:22.10 (22.20)

70  Stewart Lola 13  Enterprise ... 0.61 **1:22.34**
Entry: 1:24.96 (-2.62)

25m: 16.66 50m: 37.38 (20.72) 75m: 59.69 (22.31)
100m: 1:22.34 (22.65)

71  Chen Sarah 13  Phoenix Aq... 0.74 **1:22.80**
Entry: 1:25.36 (-2.56)

25m: 17.55 50m: 38.40 (20.85) 75m: 1:00.11 (21.71)
100m: 1:22.80 (22.69)

72	 Latu Briana	16	 Enterprise ...	0.80	1:22.98 Entry: 1:18.04 (+4.94)
	25m: 17.09 100m: 1:22.98 (23.23)	50m: 37.76 (20.67)	75m: 59.75 (21.99)		
73	 Artz Tineke	13	 Ashburton ...	0.79	1:24.25 Entry: 1:27.54 (-3.29)
	25m: 18.18 100m: 1:24.25 (22.53)	50m: 39.46 (21.28)	75m: 1:01.72 (22.26)		
74	 Daly Harriett	13	 Tasman Sw...	0.71	1:24.41 Entry: 1:24.26 (+0.15)
	25m: 18.22 100m: 1:24.41 (22.57)	50m: 39.39 (21.17)	75m: 1:01.84 (22.45)		
75	 Whyte Tamara	13	 Kiwi West A...	0.73	1:24.45 Entry: 1:27.31 (-2.86)
	25m: 17.86 100m: 1:24.45 (22.53)	50m: 39.36 (21.50)	75m: 1:01.92 (22.56)		
76	 Wright Mackenzie	13	 Raumati S...	0.81	1:24.67 Entry: 1:25.34 (-0.67)
	25m: 18.31 100m: 1:24.67 (21.95)	50m: 40.00 (21.69)	75m: 1:02.72 (22.72)		
77	 McManus Vanzin	13	 Manurewa ...	0.76	1:26.86 Entry: 1:24.66 (+2.20)
	25m: 18.46 100m: 1:26.86 (23.32)	50m: 40.57 (22.11)	75m: 1:03.54 (22.97)		
78	 Doney Aubrey	13	 Wharenui S...	0.85	1:29.43 Entry: 1:27.42 (+2.01)
	25m: 18.76 100m: 1:29.43 (24.45)	50m: 41.06 (22.30)	75m: 1:04.98 (23.92)		
-	 McCutcheon Christina	13	 Central Ha...	0.73	DSQ